

# Measurement of Oil Content in *Jatropha curcas* seeds

Measuring the oil content of *Jatropha* seeds is important for two reasons: firstly, for non-destructive measurement of single seeds, to select high oil content specimens for propagation, secondly, for bulk measurement of oil content for trading or processing.

## Method

Solvent extraction techniques are often used for the measurement of oil content of seeds. However, they tend to be time consuming, cumbersome, and require the use of skilled personnel. There is also a financial cost involved in the purchase and disposal of the solvent chemicals.

Secondary methods for measurement of oil content in *Jatropha* seeds include Near Infra-Red (NIR) spectroscopy. However, NIR relies on reference values given by solvent extraction techniques. Furthermore, the hard and uneven surface of the *Jatropha* seed interferes with the signal obtained from NIR unless the seeds are ground, thus making them unviable.

Measurement of the oil content in seeds was one of the first applications for Nuclear Magnetic Resonance (NMR), as far back as the late 1970s. Since then, NMR has been proven to be suitable for a wide variety of seeds, but only now has it been tested for the measurement of oil content in the seeds of *Jatropha*.

NMR has a number of advantages over solvent extraction and NIR:

- It can be calibrated to cover a concentration range from 0 to 100%.
- It can be calibrated using a single sample of 100% *Jatropha* oil.
- NMR is very stable over the long term, so calibrations will rarely need to be adjusted.
- The measurement time is short (typically 16 seconds).


- NMR is insensitive to seed surface roughness, seed shape, or air voids between seeds.
- The technique is non-destructive, so seeds analysed may be crushed for oil or planted.
- Both single seeds and bulk seeds can be measured for oil content.

## Calibration and Results

21 *Jatropha* seeds were selected for the analysis of oil content. The seeds were divided into batches of three seeds (the minimum required for Weibel-Stoldt (W-S) analysis). Both single seeds and triplets of seeds were analysed against a 100% *Jatropha* oil calibration. From single seed values, a weighted average for the oil content of each batch was calculated. Table 1 summarises the results for the weighted averages of single seed NMR values for each batch.

Batch	Oil Content (%)		Absolute Difference
	W-S	NMR	
A	37.10	37.23	-0.13
B	24.65	23.85	0.80
C	28.70	28.11	0.59
D	30.91	31.24	-0.33
E	33.39	33.37	0.02
F	36.53	36.27	0.26
G	37.23	36.32	0.91

**Table 1:** Lists and compares single seed NMR and W-S values for oil content.



NMR

## Benchtop NMR for Food & Agriculture

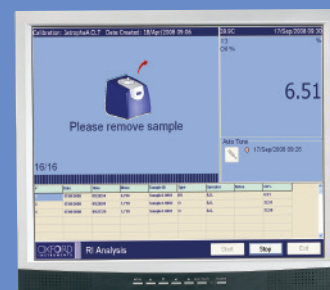


Table 2 summarises the results for triplet seed NMR values.

Batch	Oil Content (%)		Absolute Difference
	W-S	NMR	
A	37.10	37.67	-0.57
B	24.65	23.94	0.71
C	28.70	27.98	0.72
E	30.91	31.48	-0.57
F	33.39	33.77	-0.38
G	36.53	36.26	0.27
J	37.23	36.71	0.52

**Table 2:** Lists and compares triplet seed NMR and W-S values for oil content.

The NMR values for each batch were compared with the value provided for each seed batch by W-S extraction. The correlation between the NMR and W-S values for oil content is shown in Figures 1 and 2.

The correlation coefficients for both graphs indicate an excellent correlation between NMR and W-S values for oil content of Jatropha seeds. The similarity of the two graphs shows that both single seed and triplet seed analysis are suitable methods for measuring the oil content of Jatropha.

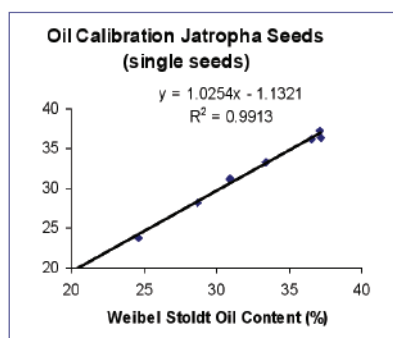
Table 3 shows that the repeatability (or precision) of the NMR measurement of the same sample (whether single seed or a triplet of seeds) is excellent.

Repeat	Oil Content (%)	
	Single seed	Triplet seed
1	19.63	37.82
2	19.68	37.67
3	19.60	37.85
4	19.60	37.83
5	19.58	37.84
6	19.60	37.90
7	19.61	37.93
8	19.61	37.96
9	19.62	37.91
10	19.59	37.93
Standard Deviation	0.028	0.084

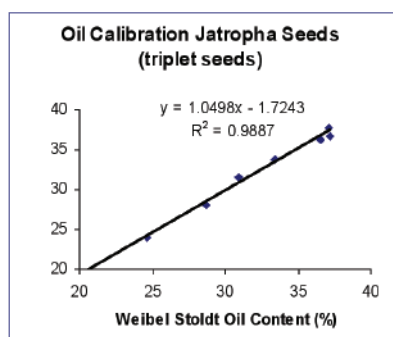
The precision of the NMR data far outstripped that of the W-S data, which is shown in Table 4.

Batch	Oil Content (%)		SD
	1	2	
A	36.94	37.26	0.23
B	25.01	24.28	0.52
C	28.46	28.94	0.34
D	30.01	31.81	1.27
E	33.77	33.01	0.54
F	36.84	36.22	0.44
G	38.26	36.19	1.46

**Table 4:** Lists the W-S duplicate values for oil content.




**Figure 1:** Comparing single seed NMR and W-S values for oil content.



**Figure 2:** Comparing triplet seed NMR and W-S values for oil content.

**Table 3:** Repeatability measurements of single and triplet Jatropha seeds by NMR.



NMR

Distributed by:

**Oxford Instruments  
Molecular Biotools Ltd**

**UK**

Tubney Woods,  
Abingdon  
Oxfordshire  
OX13 5QX

Tel: +44 (0)1865 393 200  
Fax: +44 (0)1865 393 333

**USA**

8403 Cross Park Drive  
Suite 3F  
Austin  
Texas 78754  
USA

Tel: +1-512-339-0640  
Fax: +1-512-339-0620

**China**

Room 14-F No. 1 Plaza  
No. 800 Nanjing East Road  
Shanghai 200001  
China

Tel: +86 21 6132 9678  
Fax: +86 21 6360 8535

E-mail: [benchtopNMR@oxinst.com](mailto:benchtopNMR@oxinst.com)

Visit our web site at  
[www.oxford-instruments.com](http://www.oxford-instruments.com)

